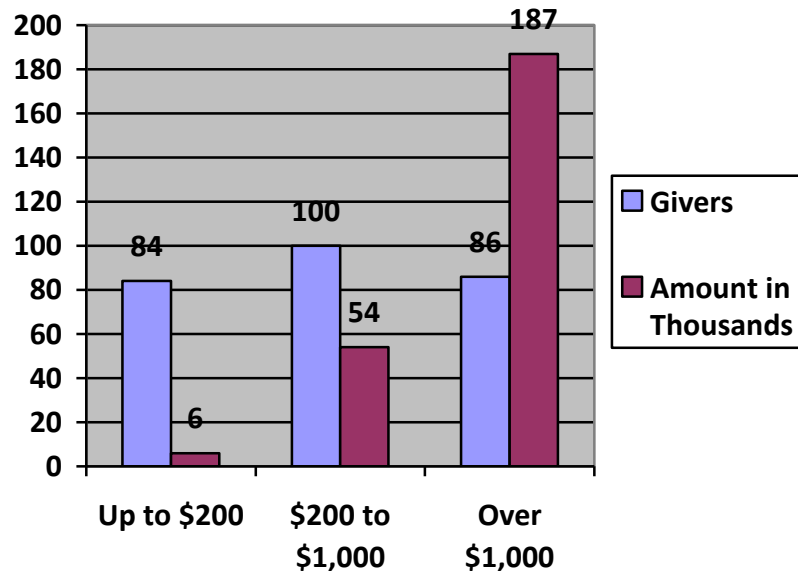


Did You Know?

First United Church Income from Givings by the Numbers

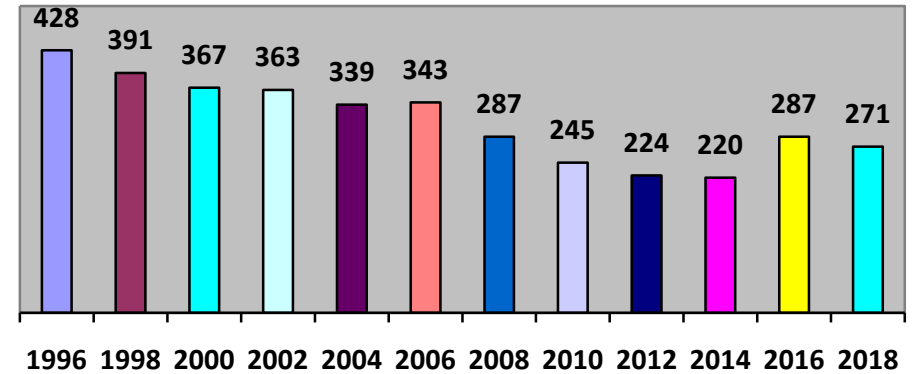
The church operates almost entirely on gifts graciously given by the congregation. As of the end of 2018 there were 270 givers who provided money to support the church. Last year this amounted to over \$270,000.



Gifts by Range

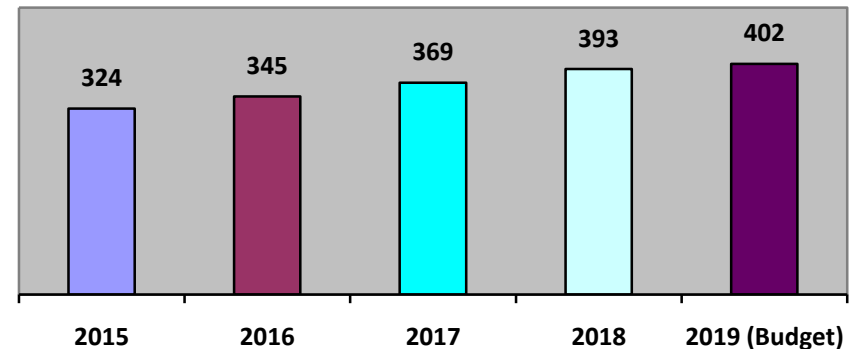
This graph shows annual givings by our congregation. It is divided roughly into three similar sized groups; givers up to \$200 a year, \$200 to \$1,000 a year and those who give over \$1,000 a year.

This shows that the vast majority, over \$187,000, of our income comes from only one third of our givers.



Number of Givers

There has been positive growth in the number of givers over the last few years, but it has still declined over time. This means there are fewer people to support the church.



Cost to Operate the Church

This graph shows the increase in cost to operate our church in thousands of dollars. Since 2015 the cost has increased by \$78,000.

If you have any questions about these numbers please contact the members of the Stewardship Committee.